

JAKE BERNSTEIN'S - MAJOR TREND CHARTS™ (MTC)



Dear Trader:

Thank you for your interest in my new **Major Trend Charts™ (MTC)**. Here is a **Sample Abbreviated Version** of the first issue of what I believe will be your best reference source for long term trend studies, cycle projections and other technical indicators that I have developed through my ongoing research and studies.

I welcome your constructive feedback and I wish you the best of trading and investing.

Jake Bernstein

P.S. The charts contained in MTC are protected by copyright. They are not to be disseminated by any means whatsoever in any way without my written permission. This **INCLUDES** printing, FAXing, copying, forwarding, displaying or any other method of dissemination. Thank you for your cooperation.

About these Charts

My **Major Trend Charts™ (MTC)** are designed to bring you the big picture in commodities, the stock market, currencies, ratios and spreads. The charts have been prepared using monthly cash average data in most cases and some futures data where a consistent cash market price is unavailable. I believe they provide a very good picture of long term trends as well as the status of a number of technical indicators that I have developed through my own research as backed by over 40 years of experience in the markets. The charts are in Adobe Acrobat format which can 'zoom' in for details.

The charts contain the following information:

- Monthly average price
- Dominant and secondary Price Cycles and Projections (if applicable)
- Best fit Moving Average of prices
- Specific high Probability Patterns (if applicable)
- My proprietary Detrended Price Oscillator
- My Value Area Index (where applicable and to be added in the future)
- Other indicator(s) soon to be added

I suggest using these charts as part of your trading and investing strategy. Remember that charts such as these are only one tool you can use in your quest to be a winner in trading. I believe that the best information for investors and long term traders is derived from understanding the long term historical picture. These charts provide such a perspective. * A special Thank You to Ted L. Johnson for developing the **Major Trend Charts™** at my direction.

If you need assistance or if you have questions about these charts we can be reached at either: **800.678.5253** or **831.430.0600**.

I can also be reached by email: **Jake@Trade-Futures.com**

Truly,

Jake Bernstein

WWW.TRADE-FUTURES.COM

JAKE BERNSTEIN'S - MAJOR TREND CHARTS™ (MTC)

TABLE OF CONTENTS:

1. Monthly Cash Average Charts:

a. Grains:

- i. Corn: 1894 - present
- ii. Oats: 1891 - present
- iii. Soybeans 1933 - present
- iv. Soybean Oil: 1937 - present
- v. Wheat: 1864 - present

b. Meats:

- i. Hogs: 1890 - present
- ii. Steers: 1899 - present

c. Metals:

- i. Copper: 1850 - present
- ii. Gold: 1965 - present
- iii. Silver: 1892 - present

d. Fibers:

- i. Cocoa: 1930 - present
- ii. Coffee: 1940 - present
- iii. Cotton: 1894 - present
- iv. Lumber: 1940 - present
- v. Sugar: 1929 - present

e. Energy:

- i. Fuel Oil: 1939 - present

Monthly Cash Average Charts: *continued...*

f. Financials:

- i. British Pound: 1955 - present
- ii. Canadian Dollar: 1913 - present
- iii. DOW Jones AVG: 1902 - present
- iv. Japanese Yen: 1962 - present
- v. Swiss Franc: 1917 - present
- vi. T-Bond 30: 1861 - present

2. Monthly Ratio Charts:

- a. Corn / Hogs Ratio: 1893 - present
- b. Corn / Oats Ratio: 1933 - present
- c. Corn / Wheat Ratio: 1893 - present
- d. Gold / Silver Ratio: 1949 – present
- e. Soybeans / Corn Ratio: 1933 - present
- f. Soybeans / Oats Ratio: 1933 - present
- g. Soybeans / Wheat Ratio: 1933 - present
- h. Steers / Hogs Ratio: 1893 - present

3. Monthly Spread Charts:

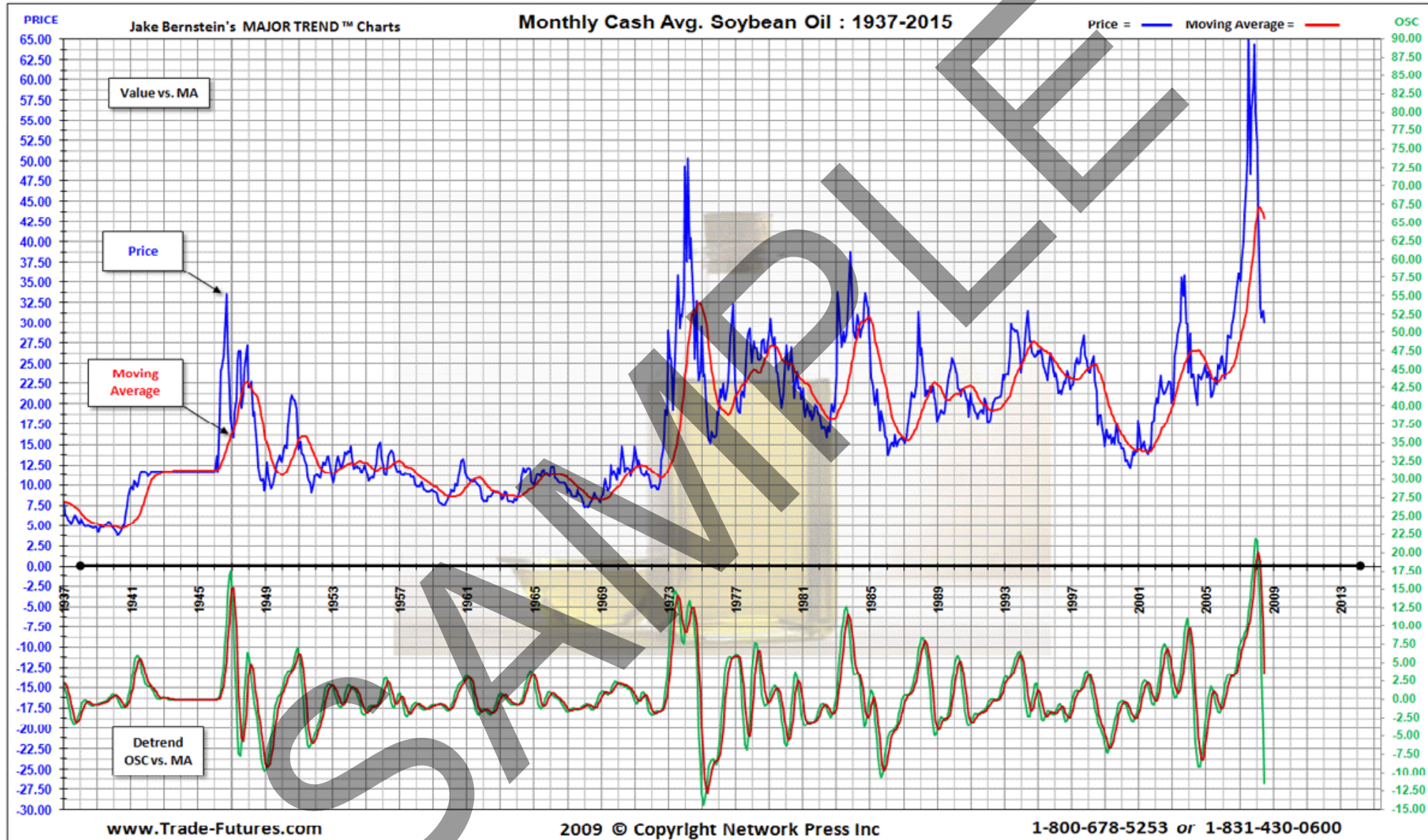
- a. BrPound / Japanese Yen Ratio: 1961 - present
- b. Canadian\$ / Japanese Yen Ratio: 1961 – present

More Charts Coming Soon....

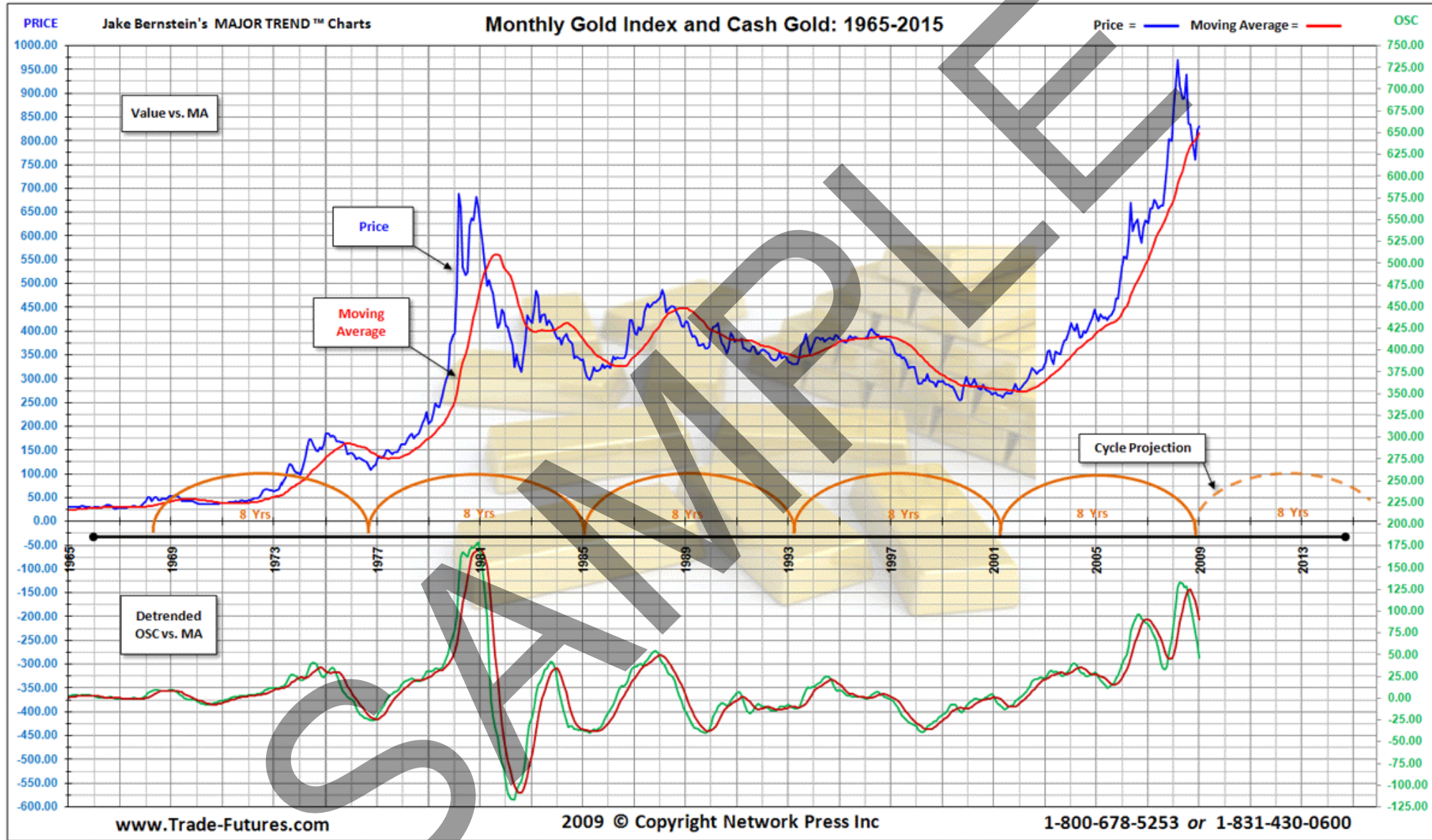
The complete Major Trend Charts™ contain all Markets listed.

The Trend Chart Sample includes the Markets shown in Blue.

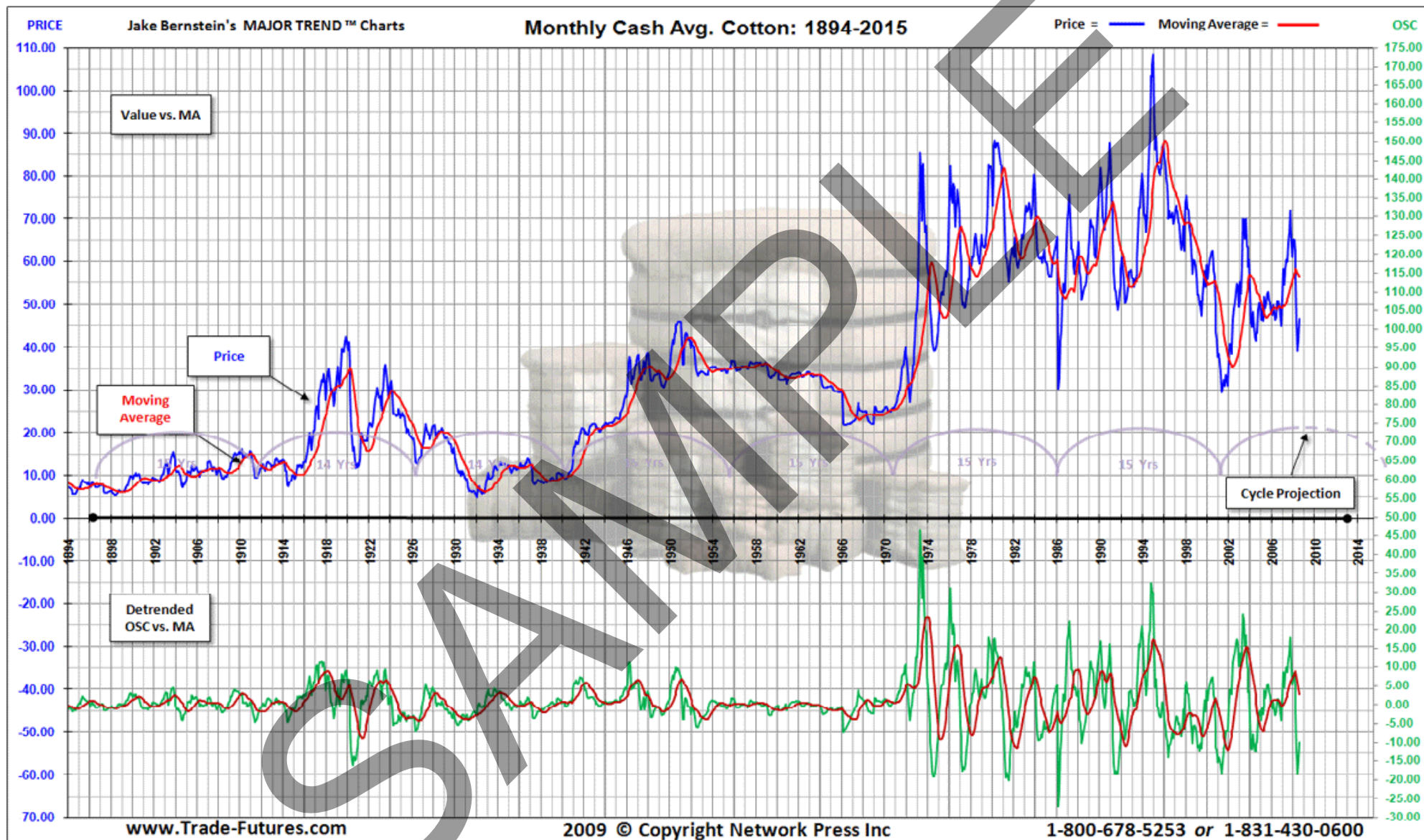
JAKE BERNSTEIN'S - MAJOR TREND CHARTS™ (MTC)



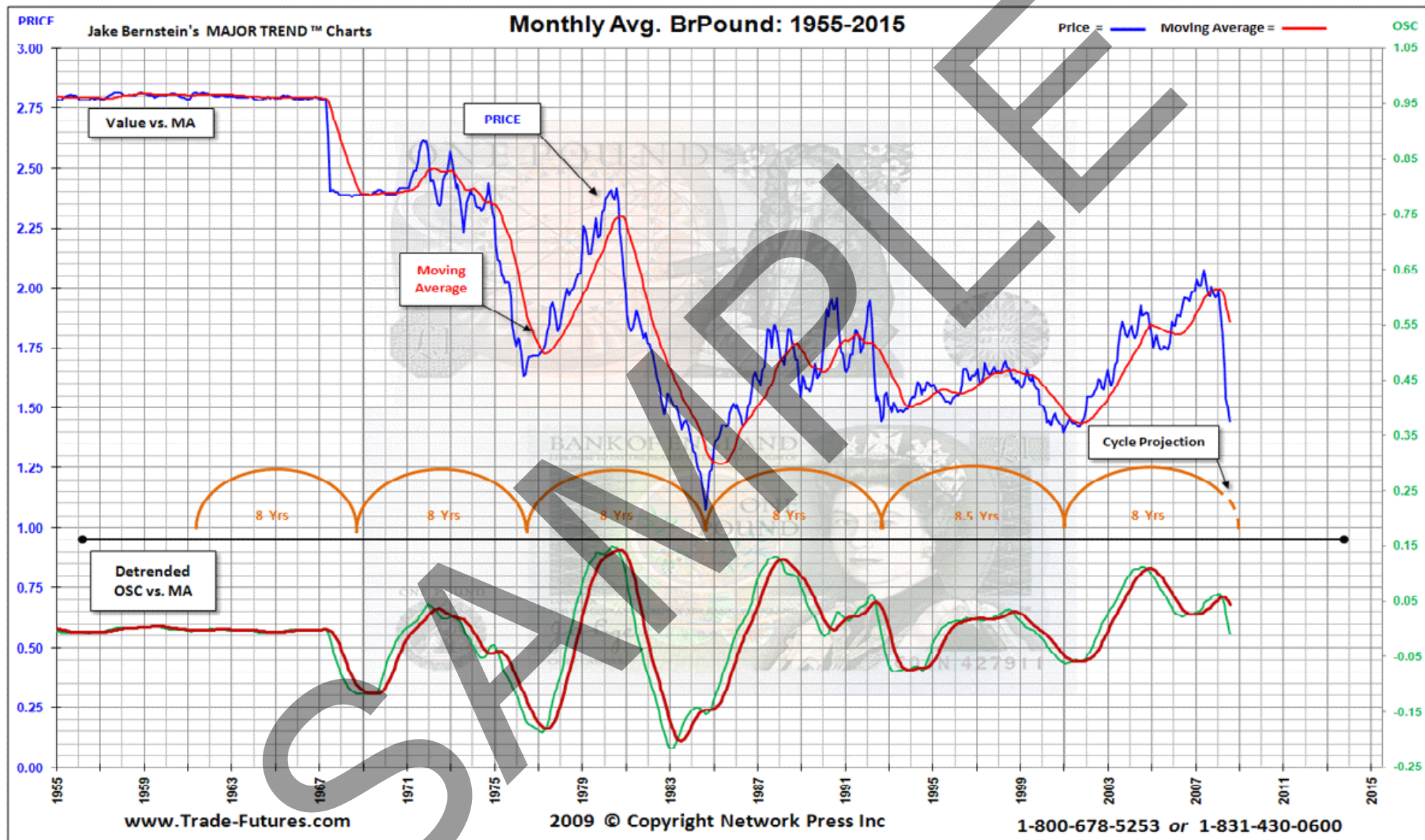
JAKE BERNSTEIN'S - MAJOR TREND CHARTS™ (MTC)



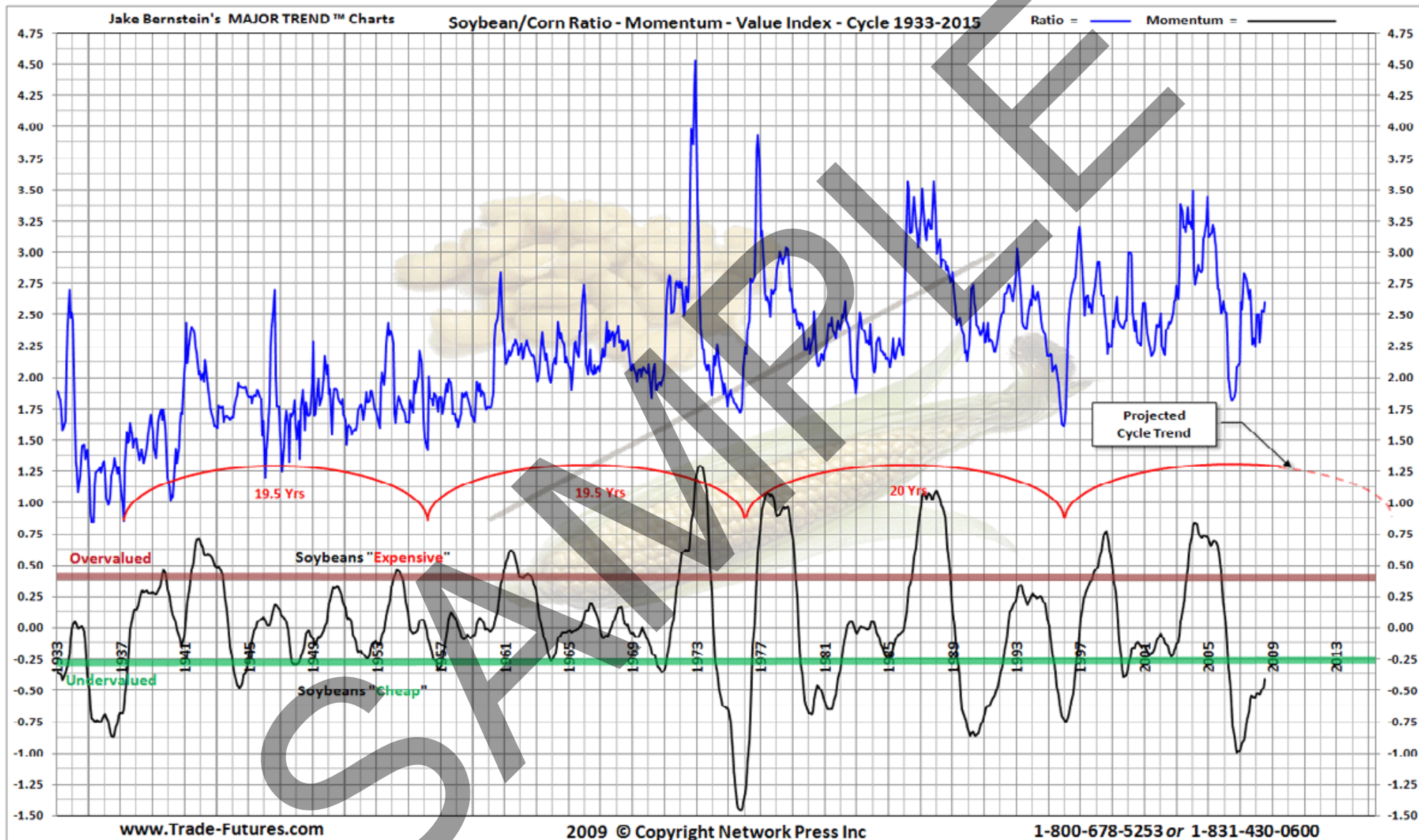
JAKE BERNSTEIN'S - MAJOR TREND CHARTS™ (MTC)



JAKE BERNSTEIN'S - MAJOR TREND CHARTS™ (MTC)



JAKE BERNSTEIN'S - MAJOR TREND CHARTS™ (MTC)



JAKE BERNSTEIN'S - MAJOR TREND CHARTS™ (MTC)

THERE IS A RISK OF LOSS IN FUTURES TRADING

Network Press, Inc., (NPI) publishes Jake Bernstein's Monthly Major Trend Charts™ as a service to their clients only. The information contained herein is subject to change without notice and has been obtained from sources believed to be reliable, but it is not guaranteed as to its accuracy or completeness. Those using the information herein for trading purposes are responsible for their own actions. This letter is not to be construed as an offer to sell or a solicitation to buy any commodity futures referred to herein. No claim is made that recommendations will be profitable or that they will not result in losses. It should not be assumed that future performance will equal or exceed past results. Network Press, Inc., its directors, editors, employees and clients may purchase and/or sell the commodity futures referred to herein. **An annual 12 Issue subscription to Jake Bernstein's Major Trend Charts™ is \$495, with special client discounts available.** Subscription fees are not refundable. Consultations with Mr. Bernstein are available by appointment only. Reproduction of this chart by any means is prohibited without prior written permission of NPI. Brief quotation is permitted if complete source credit is given.

JAKE BERNSTEIN'S - MAJOR TREND CHARTS™

1800 Green Hills Rd Suite #114, Scotts Valley, CA 95067
800-678-5253 Main 831-430-0600 Tel 831-430-0900 Fax

Name: _____

Address: _____

Address: _____

City: _____ State: _____ Zip: _____

Country: _____ Postal Code: _____

Phone: _____ Phone: _____

eMail Address: _____

Network Press Inc.

Please, Sign me up for a **MAJOR TREND CHARTS™** Annual Subscription!

Credit Card #: _____ Exp: ____ / ____

Card Holder Signature: _____